













-  Institutions ▼
-  Profiles ◀
-  Statistics ▼
-  Data submission
-  QS World University Rankings ▼
 -  Asia
 -  Sustainability
 -  World University
-  Contact Lists ◀
-  Messages

Sustainability

Institutions / Statistics / Data submission / **Sustainability**

[← Back to landing page](#)

Sustainability ▼

Accepted Rejected Pending Queried No Status

QS Sustainability Ranking is now open for submissions. Please refer to QS Sustainability Ranking: Edition 2 – QS Quacquarelli Symonds (<https://support.qs.com/hc/en-gb/articles/8551503200668-QS-Sustainability-Ranking-Edition-2>) for instructions, definitions and guidelines, and log a ticket with our Support team if you need any help here. (<https://support.qs.com/hc/en-gb/requests/new>)

Please click here to download an excel version of the form

([https://s3.amazonaws.com/files.core.qs.com/rankings/QS%2BHub_Sustainability%2BForm%2Bquestions_excel_v2.:](https://s3.amazonaws.com/files.core.qs.com/rankings/QS%2BHub_Sustainability%2BForm%2Bquestions_excel_v2.;)

☆ Please note that indicators below with this symbol ↔ will automatically update if that indicator also appears in other QS rankings forms

☆ Welcome to the 2nd edition of the QS Sustainability Ranking data collection cycle. We have given the Sustainability sector a bit of a facelift. You should now find it easier to navigate with the lenses of the ranking clearly separated, and the relevant questions included as dropdown options. Please provide as much accurate data as you can - this data will be used for the upcoming 2nd Edition of the Sustainability Ranking. Where data is not provided, QS will attempt to source it externally, but if this is not possible and we have empty cells this will affect the performance of your institution.

☆ All submissions are taken to be a true confirmation of that data point by the university, and a 'signature' from that university as to its veracity. QS reserves the right to ask for further evidence where we are not confident in the submission. Any submissions found to be inaccurate will be rejected. **Deliberate attempts by an institution to submit false data will result in rankings penalties or exclusion from the ranking.**

Environmental Impact ^

Environmental Sustainability	URL	Status
------------------------------	-----	--------

Link to your institution's sustainability/climate action policy.	Tick if applicable	⌚
------------------------------------------------------------------	--------------------	---

<https://jnu.ac.in/ses>, <https://jnu.ac.ir>

Does your institution provide dedicated training on Environmental aspects of Sustainability?	Tick if applicable	⌚
----------------------------------------------------------------------------------------------	--------------------	---

How many hours of training on these Environmental aspects per employee?




Which of the following groups receive this training?

Students

Staff

Both

Please provide evidence to support your answers for the above 

B *I* U X² X₂

§

☰ ☲ 🔗 🔗

↶ ↷

https://jnu.ac.in/ses,
https://jnu.ac.in/scdr,
(https://jnu.ac.in/scdr,) https://
jnu.ac.in/sss/csrd

3 words inserted


Maximum 200 words

Does your institution have an assessment tool for assessing sustainability literacy and knowledge?

Please tick all answers that apply. Tick if applicable



If yes, is this tool Sulitest TASK?

If no, please provide evidence of the assessment tool used 

B *I* U X² X₂

§

☰ ☲ 🔗 🔗



https://jnu.ac.in/ses,
https://jnu.ac.in/scdr,
(https://jnu.ac.in/scdr,) https://
jnu.ac.in/sss/csrd

3 words inserted

Maximum 100 words

Link to your institution’s sustainable procurement / purchasing policy.

Tick if applicable



https://jnu.ac.in/qsranking

Link to your institution’s sustainable investment policy.

Tick if applicable



https://jnu.ac.in/qsranking

Link to student led society whose purpose is to engage with sustainability.

Tick if applicable



https://jnu.ac.in/qsranking

Does your university report its carbon emissions in line with the GHG Protocol Corporate Standard or another commonly used standard?

Please provide evidence of the last conducted inventory



https://jnu.ac.in/qsranking

Please provide the total Scope 1 and 2 carbon emissions in tCO2e (tonnes (t) of carbon dioxide (CO2) equivalent (e). Please see instructions.

Total Scope 1 & 2 emissions in tCO2e ⓘ



1.37

If you also report on Scope 3 emissions, please list your estimate here, in tCO2e ⓘ

1.369

Please also provide a URL that supports the above figures

<http://jnu.ac.in/main/>

Please enter the year you began recording your emissions to GHG standards - see the definition tab for more detail.

Baseline year ⓘ



Total Scope 1 & 2 for the baseline year, in tco2e ⓘ

Does your university have a carbon reduction target covering Scope 1 & 2 emissions by at least 2050? If not, please leave the evidence field blank

Please provide evidence

<http://jnu.ac.in/main/>



Please add the amount of energy generated in campus through renewable sources, in kWh, for the last reporting year. This would include energy consumed, stored or sold on.

Total energy from renewables ⓘ

716569



Please submit your total campus building footprint. See instructions.

Total campus building footprint in square meters (sq²) ⓘ

4125284.5



Please provide the year your institution has publicly committed to reaching net-zero. If you have not

Please provide evidence

<http://jnu.ac.in/main/>




committed to this, please leave the evidence field blank.

Environmental Education	Total Number	Status
<p>Do you offer courses that teach specifically on climate science and/or environmental sustainability?</p>	<p>Please tick all answers that apply. Tick if applicable</p> <hr/> <p>We offer these courses and they are linked to officially recognised credits (e.g., European Credit Transfer and Accumulation System - ECTS, in Europe)</p> <hr/> <p>They lead to the award of an officially recognised qualification that specifically refers to climate science and environmental sustainability (e.g., MSc in Climate Change: Science, Society and Solutions at the University of Manchester in the UK; BSc in Climate Science and Adaptation at the University of Newcastle, Australia)</p> <hr/> <p>Please provide evidence</p> <div style="border: 1px solid #ccc; padding: 2px; display: inline-block;"> https://jnu.ac.in/ses, https://jn </div> <hr/>	<p>✔</p>

Environmental Research	Total Number	Est.	Status
<p>Presence of a Research Centre with a specific focus on environmental sustainability</p>	<p>Please tick all answers that apply. Tick if applicable</p> <hr/> <p>The Research Centre has dedicated FTE staff.</p> <hr/>		<p>✔</p>

This Research Centre contributes (through curriculum, teaching and supervision) to the teaching of undergraduate programmes and/or postgraduate programmes.

Please provide evidence or supporting statement 

B
I
U
X²
X₂

§

https://jnu.ac.in/ses,
 (https://jnu.ac.in/ses,) https://jnu.ac.in/scdr
 (https://jnu.ac.in/scdr)

2 words inserted

Maximum 100 words

Social Impact

Equality	Total Number	Est.	Status
Faculty Staff Male ↔	424		
Faculty Staff Female ↔	168		
Faculty Staff Other ↔	0		

Students Female ↔

4036



Students Other ↔

0



Number of members in your senior leadership team

117



Number of the above members of your senior leadership team who are male.

98



Does your institution have a current Equality, Diversity and Inclusion (EDI) policy?

Please tick all answers that apply.



We have a current EDI policy or equivalent

Please provide evidence

<http://jnu.ac.in/eoo>

Which of the following main protected characteristics are included in this policy?

Age

Gender or gender reassignment

Disability

Race

Religion or belief

Sexual orientation

Marriage and civil partnership

Refugee and asylum seekers

Pregnancy and maternity

Do you offer support services for people with disabilities?

Please tick all answers that apply.



Existence of Disability Support Office

Please provide evidence

<http://jnu.ac.in/eoo>

Campus is easily accessible
by people with disabilities

Please provide evidence ⓘ

B *I* U X^2 X_2

§

☰ ☲ ↻ ↺

↶ ↷

<http://jnu.ac.in/eoo>

1 words inserted

Maximum 50 words

Access schemes for people
with disabilities such as
mentoring or other targeted
support

Please provide evidence

<http://jnu.ac.in/disability>

Our university offers on-
campus accommodation

We have a reasonable
accommodation policy or strategy
for people with disabilities,
including adequate funding

Please provide evidence

<http://jnu.ac.in/iha>

Does your institution provide dedicated training on Social aspects of Sustainability?

Tick if applicable



How many hours of training on these Social aspects per employee? ⓘ

Which of the following groups receive this training?

Students

Staff

Both

Please provide evidence to support your answers for the above ⓘ

B
I
U
 X^2
 X_2

§

☰
☲
↻
↺

↶ ↷

https://jnu.ac.in/content/nssn
ational-services-scheme,
(https://jnu.ac.in/content/nssn
ational-services-
ational-services-
scheme,) http://jnu.ac.in/nss
(http://jnu.ac.in/nss)
http://jnu.ac.in/ncc
(http://jnu.ac.in/ncc)

3 words inserted

Maximum 200 words

Knowledge Exchange

Total Number

Status

Do you offer, manage or deliver outreach projects (education, health,

Tick if applicable



information services, reading, community engagement, tutorials) for the local community?

Please provide evidence ⓘ

B *I* U X^2 X_2

§

☰ ☲ 🔗 🔗

↶ ↷

<http://jnu.ac.in/node>

1 words inserted

Maximum 200 words

Health and Wellbeing

Total Number

Status

Do you provide on-campus or local health and wellbeing services?

Please tick all answers that apply.



Provision of healthy and affordable food choices for all on campus

Please provide evidence ⓘ

B *I* U X^2 X_2

§

☰ ☲ 🔗 🔗

↶ ↷

<http://jnu.ac.in/medical>

1 words inserted

Maximum 200 words

Access to physical health-care services including information and education services

Please provide evidence

<http://jnu.ac.in/medical>

Access to sexual and reproductive health-care services including information and education services

Please provide evidence

<http://jnu.ac.in/medical>

Access to mental health support for both staff and students

Please provide evidence

<http://jnu.ac.in/medical>

Governance



Good Governance

URL

Status

Do you have an equality, diversity and inclusion committee, office or officer (or the equivalent) tasked by the administration or governing body to advise on and implement policies, programmes and trainings related to diversity, equity, inclusion and human rights on campus?

Existence of committee, office or officer



Please provide evidence

<http://jnu.ac.in/eoo>

Existence of anti-discrimination and anti-harassment policies

Please provide Policy URLs

<http://jnu.ac.in/eoo>

<http://jnu.ac.in/eoo>

Do you have an Anti-bribery and corruption policy?

Existence of anti-bribery and corruption policy or equivalent



Please provide evidence

<http://jnu.ac.in/cvo>

This policy has been reviewed in the last 3 years, i.e. on or after 2020 (tick if apply)

Does your institution have a dedicated staff member or team whose sole responsibility is to advance sustainable development at the institution? If so, please provide evidence

Tick if applicable



Please provide evidence ⓘ

Rich text editor toolbar with buttons for Bold (B), Italic (I), Underline (U), Superscript (X²), Subscript (X₂), Strikethrough (S), Bulleted List, Numbered List, Link, Unlink, Undo, and Redo.

https://jnu.ac.in/ses,
 (https://jnu.ac.in/ses,) https://jnu.ac.in/scdr

2 words inserted

Maximum 200 words

Does your organisation support and facilitate a holistic ethical organisational culture?

Please tick all answers that apply.



Our organisation develops clear ethical values (e.g., diversity, honesty, respect, fairness) and these are enshrined in a publicly available strategic document.

Please provide evidence

<http://jnu.ac.in/cvo>

Our university provides training based on those values at all levels of the organisation.

Please provide evidence

<http://jnu.ac.in/icc>

There is an office for ethical compliance within our institution, with a designated official with oversight on ethical matters across the institution.

Please provide evidence

<http://jnu.ac.in/ierb>

Our organisation has an internal reporting system to assure the confidentiality of whistleblowers or a grievance procedure for staff concerning an employment matter

Please provide evidence

<http://jnu.ac.in/icc>

Does your university have a student union?

Please tick all answers that apply.



Our university has a recognised student union that represents both undergraduate and postgraduate students at university level

This student union is connected/affiliated to a wider national student union body

The student union elects its leadership, allowing students to vote.

Please provide evidence

<http://jnu.ac.in/content/jnusu>

Has your institution formed a Sustainability committee?

Tick if applicable



Does a member of your executive leadership team sit on this committee?

Please provide evidence to support your answers for the above

B *I* U X² X₂

€

☰ ☷ 🔗 🔗

↶ ↷

<https://jnu.ac.in/report>

1 words inserted

Maximum 200 words

Does your institution publish their financial reports on an annual basis? If applicable, please tick as appropriate:

- Income
- Expenditure
- Borrowing
- Surplus



Please provide evidence

<https://jnu.ac.in/account>

Does your institution publicly share the decisions taken in your annual general meeting? If so, please share the link to these minutes.

Tick if applicable



<https://jnu.ac.in/qsranking>

Does your university's governing body have student representation? If so, please share the webpage link. If not, please leave blank.

Tick if applicable



<http://jnu.ac.in/content/jnusu>

Additional Information



	Total Number	Est.	Status
Your institution's water consumption for the previous reporting year. Please use cubic meters (m3), where 1,000 L = 1 m3.	420659		
Your institution's energy consumption for the previous reporting year. Please use kWh/year.	21038580		
How many students receive a scholarship covering 100% of their fees? ↔	4850	N/A	
How many students receive a scholarship covering at least 50% of	262	N/A	

fees? ↔

✔ Save

Please enter the year you began recording your emissions to GHG standards - see the definition tab for more detail.



◀ Definition () History () Messages () Notes () ▶

This should be the year, no earlier than 2005, which you consider your baseline year to measure progress against your net zero commitment. By baseline year we mean the point in history where you started to track emissions to GHG standards (or closest equivalent) and their progress/changes. Your default baseline year will be **the first year** (no earlier than 2005) for which you produced **12 months of full data**. See Environmental Sustainability (Edition 2) – QS Quacquarelli Symonds (<https://support.qs.com/hc/en-gb/articles/8568859719708>) for more information.